

E04 suspension

design Habits Studio

**LUCE
PLAN**

Type:	Suspension
Light source:	LED module COB or dim to warm dimmable push/DALI LED optic retrofit dimmable phase cut
Product use:	Indoor
Materials:	Aluminium extrusion cylindrical body
Colors:	Matt black, matt white, matt alu, matt brass
Description:	Aluminium suspensions in two diameters and different lengths. The power cable enters the side of the cylinder, providing two-way emission without casting a shadow on the ceiling. The aluminium casing holds the light source in a recessed position, preventing glare and improving visual comfort.
Rating:	220-240 V ~ 50/60 Hz E041M/E041W 12W E043M/E043W 13W E042M/E042W 19W E044M/E044W 20W



Insulation class and mark:   

Reference code:	Structure
E04270 1E0400270001	matt black
1E0400270002	matt white
1E0400270020	matt alu
1E0400270030	matt brass
E04280 1E0400280001	matt black
1E0400280002	matt white
1E0400280020	matt alu
1E0400280030	matt brass

Optics for E04270 or E04280, Ø 7 cm

E041M 1E040/1M0000	COB LED module 12W 2700K / CRI 90 / 702 lm / 45°
E041W 1E040/1W0000	COB LED module 12W 2700K / CRI 90 / 703 lm / 60°
E043M 1E040/3M0000	DTW LED module 13W 3000K / CRI 97 / 700 lm / 30°
E043W 1E040/3W0000	DTW LED module 13W 3000K / CRI 97 / 683 lm / 42°
E041R 1E040/1R0000	LED max 20W retrofit GU10

Reference code:	Structure
E04290 1E0400290001	matt black
1E0400290002	matt white
1E0400290020	matt alu
1E0400290030	matt brass

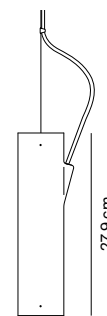
Optics for E04290 Ø 13,4 cm

E042M 1E040/2M0000	COB LED module 19W 2700K / CRI 90 / 1.030 lm / 45°
E042W 1E040/2W0000	COB LED module 19W 2700K / CRI 90 / 1.166 lm / 56°
E044M 1E040/4M0000	DTW LED module 20W 3000K / CRI 97 / 1.262 lm / 32°
E044W 1E040/3W0000	DTW LED module 20W 3000K / CRI 97 / 1.212 lm / 46°
E042R 1E040/1R0000	LED max 20W retrofit G53

E04270 (direct light)



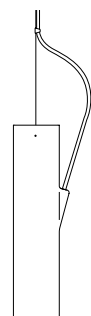
Weight
0,8 kg



E04280 (direct/indirect light)



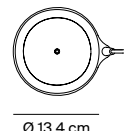
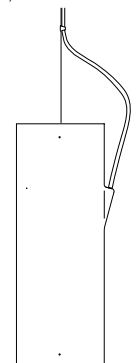
Weight
1.25 kg



E04290 (direct light)



Weight
1.25 kg



EA1096
5-pole
ceiling rose
Kit

