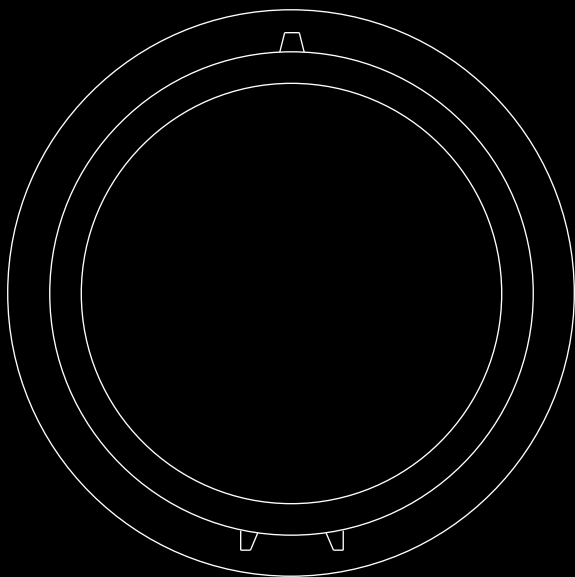


# METROPOLI

design Alberto Meda / Paolo Rizzatto

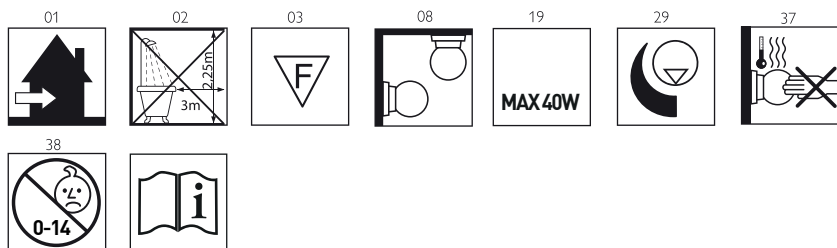


**LUCE  
PLAN**

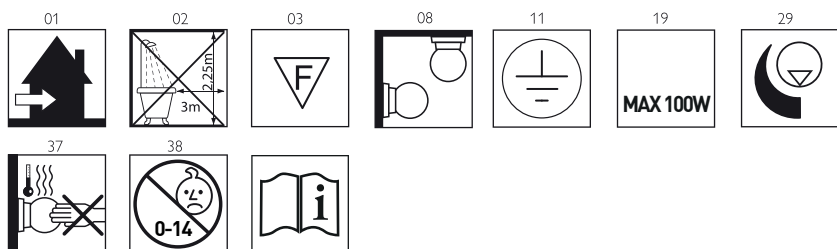
D20 OTTICHE



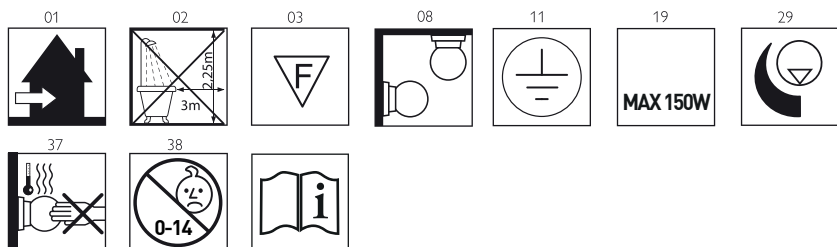
## D20/17.1



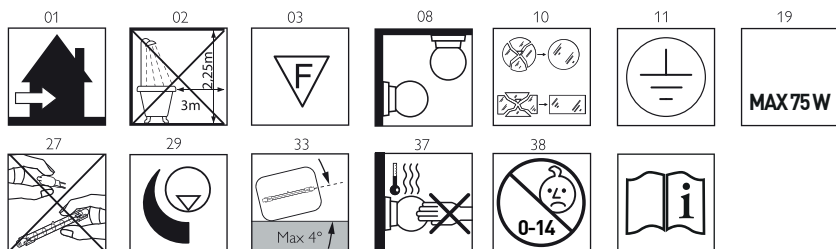
## D20/27.1 - D20/56.1



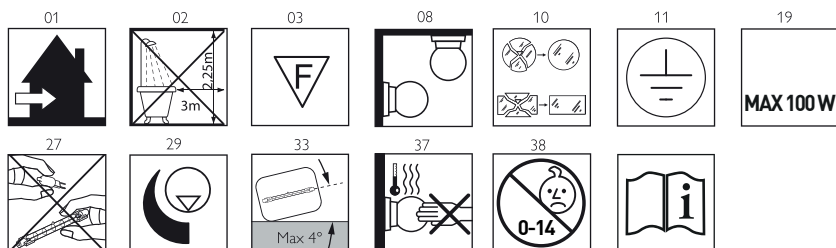
## D20/38.1



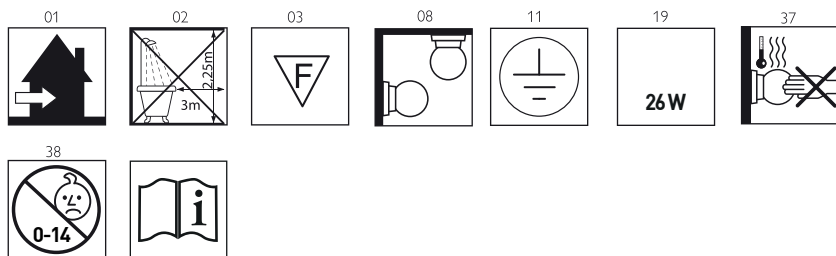
## D20/38.2



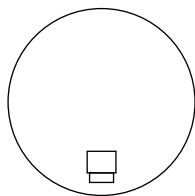
## D20/27.2



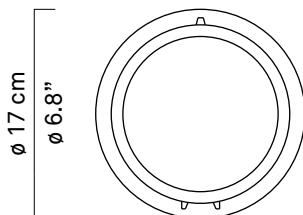
## D20/27.3 EL




## D20/17.1




x 1



**kg** 0,05 kg **lb** 0.1 lb

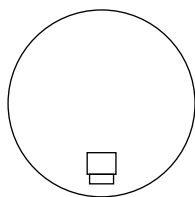


max 40W  
E14

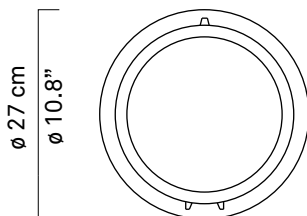


28W  
HSGSA  
E14  
Energy saver

## D20/27.1




x 1



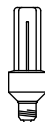
**kg** 0,2 kg **lb** 0.5 lb



max 100W  
E27

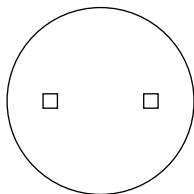


70W  
HSGSA  
E27  
Energy saver

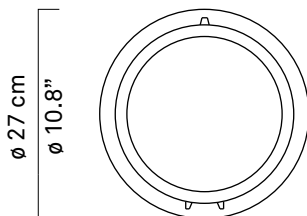


15W  
FBT  
E27  
fluorescent

## D20/27.2



x 1



**kg** 0,2 kg    **lb** 0.5 lb

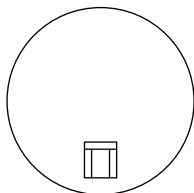


max 100W  
R7s

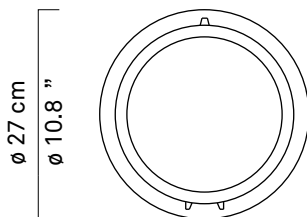


80W  
HDG  
R7s

## D20/27.3 EL



x 1

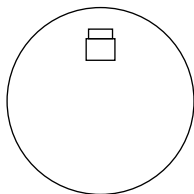


**kg** 0,7 kg    **lb** 1.5 lb

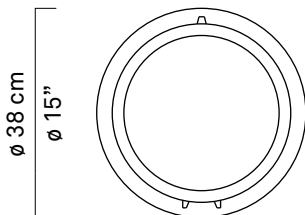


26W  
FSQ  
G24 q-3

## D20/38.1



x 1



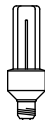
**kg** 0,3 kg    **lb** 0.7 lb



max 150W  
E27

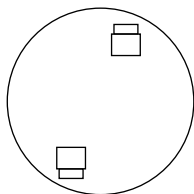


105/140W  
HSGSA  
E27  
Energy saver

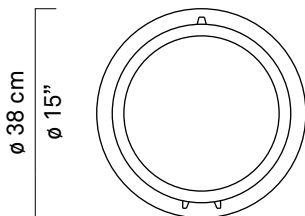


20/23W  
FBT  
E27  
fluorescent

## D20/38.2



x 1



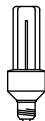
**kg** 0,4 kg    **lb** 0.9 lb



2x max 75W  
E27

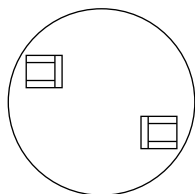


2x 70W  
HSGSA  
E27  
Energy saver

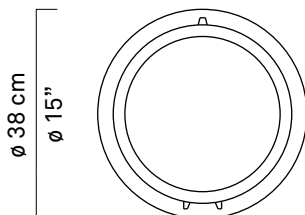


2x 20/23W  
FBT  
E27  
fluorescent

## D20/38.4 EL



x 1

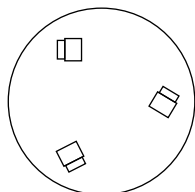


**kg** 1,3 kg    **lb** 2.9 lb

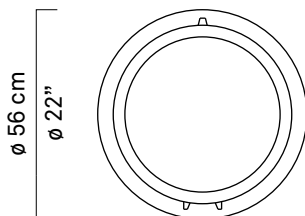


2x 26W  
FSQ  
G24 q-3

## D20/56.1




x 1



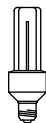
**kg** 0,8 kg    **lb** 1.8 lb



3x max 100W  
E27




3x 70W  
HSGSA  
E27  
Energy saver



3x 20/23W  
FB  
E27  
fluorescent

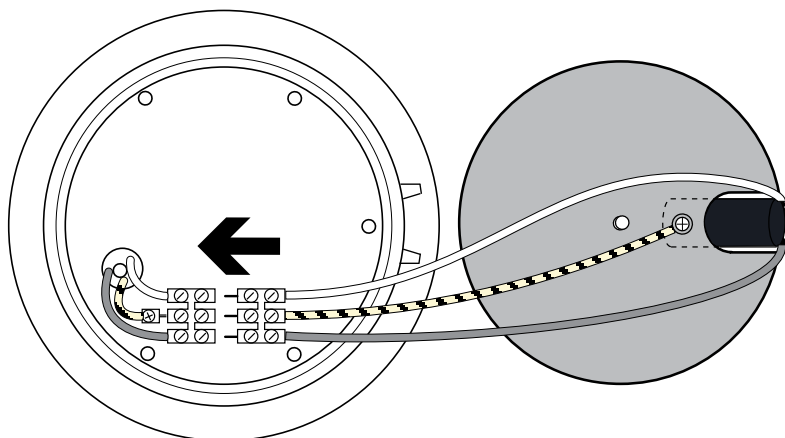
1 D20/17



D200I0210

D20 CORPI


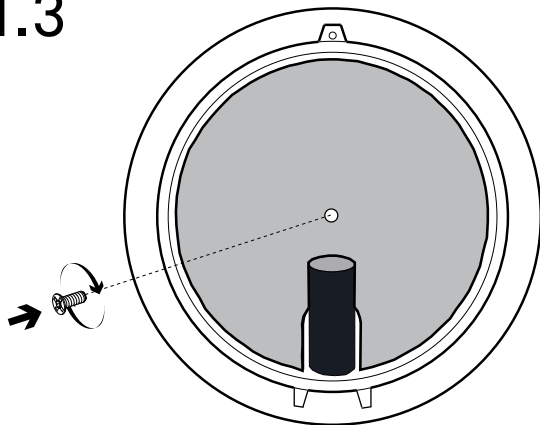
1.2





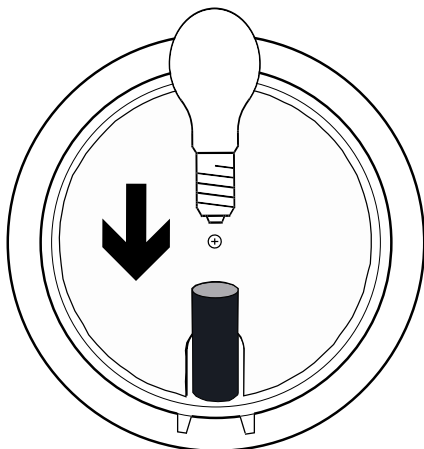
---

1.3

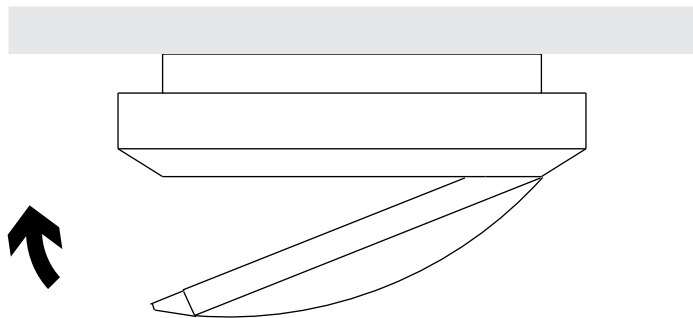


---

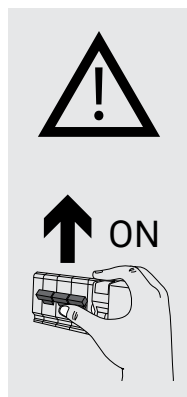
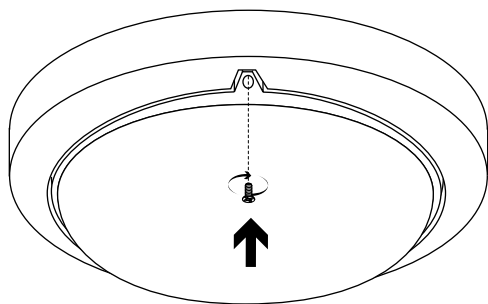
1.4




1.5



1.6



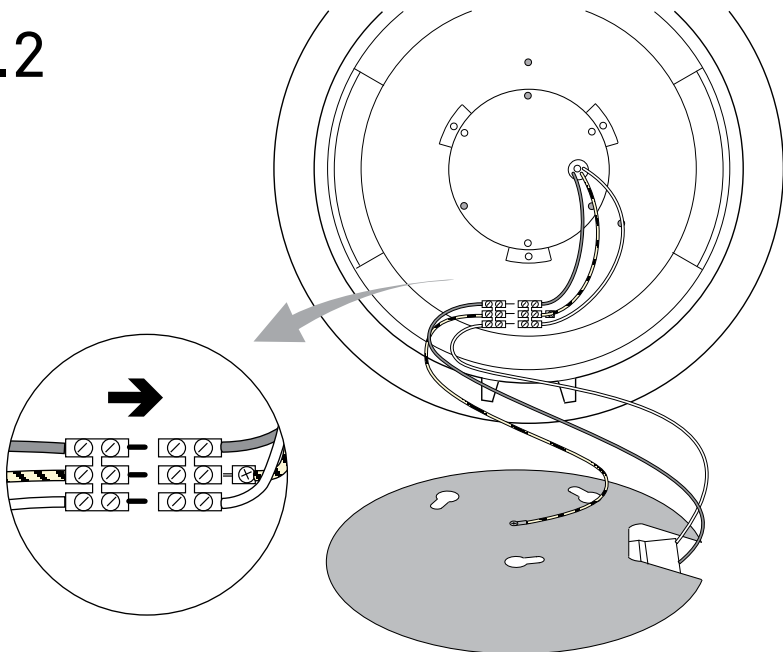
# 1 | D20/27 - D20/38 - D20/56



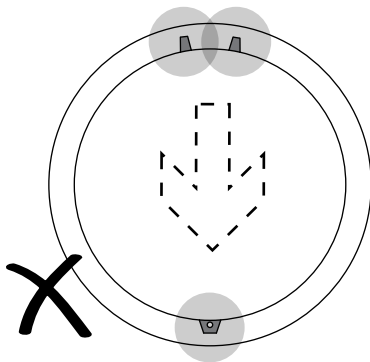
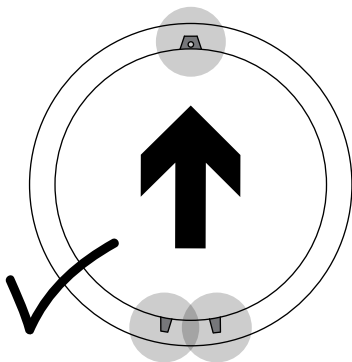
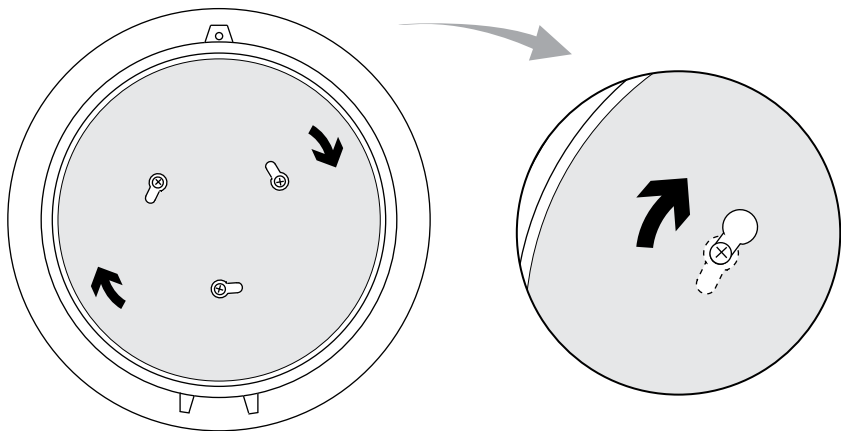
D200I02010

D20 CORPI

## 1.2



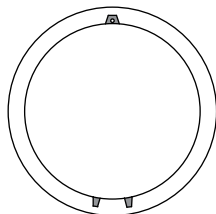

# 1.3



---

D20/17.1  
D20/27.1 - D20/27.3 EL  
D20/27.3 EL

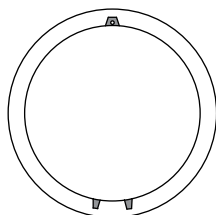
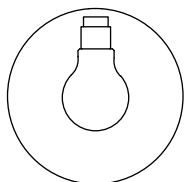
D20/17 V  
D20/27 V  
D20/27 P



---

D20/38.1

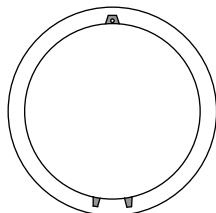

D20/38 V



---

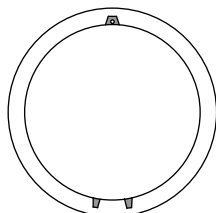
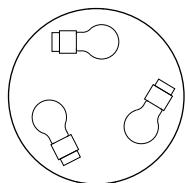
D20/38.2

D20/38 V



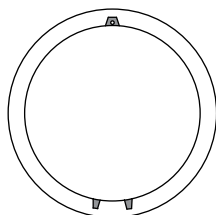
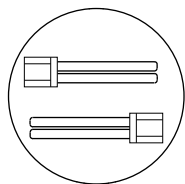
D20/56.1

D20/56 V



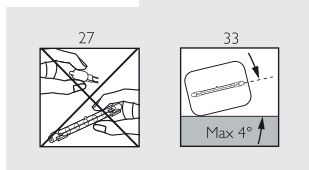
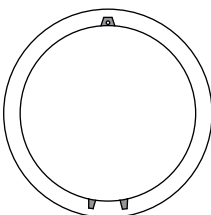
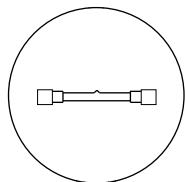
D20/38.4 EL

D20/38 V  
D20/38 P



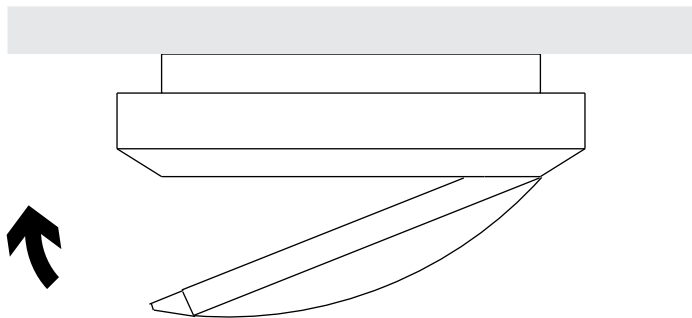
D20/27.2

D20/27 V



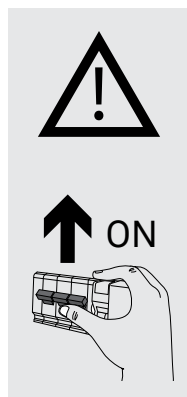
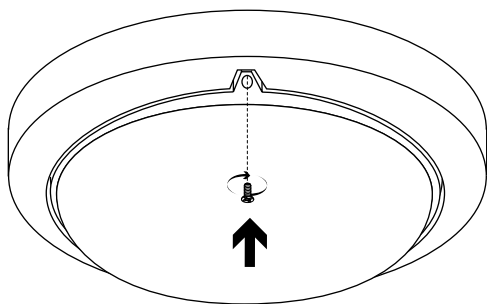
---

1.4



---

1.5





[www.luceplan.com](http://www.luceplan.com)

D200I0211