

MESH

Design Francisco Gomez Paz

Type: Suspension


Light source: D86KT080 LED 75W 2700K CRI 90
 D86KT100 LED 60W 2700K CRI 90
 on/off & phase cut dimming only

Product use: Indoor

Materials: Structure in steel, lenses in polycarbonate

Colors: Black

Description: Based on experimentation with the potential of LEDs, a technology that permits separation into very small units, Mesh is a dramatic and highly innovative project.

Marking: 

Reference code: Structure

Mesh complete, phase cut version, Ø 39.4"

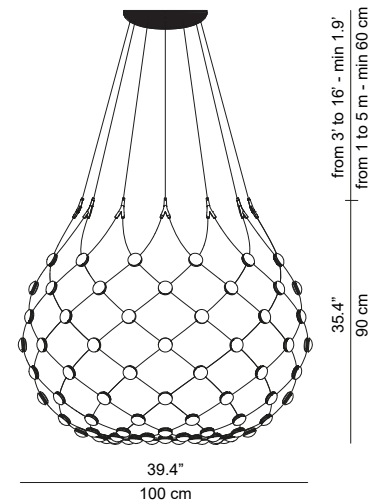
D86KT101	1D86KT101501	cable length 3'
D86KT103	1D86KT103501	cable length 10'
D86KT105	1D86KT105501	cable length 16'

Mesh complete, phase cut version, Ø 31.5"

D86KT081	1D86KT081501	cable length 3'
D86KT083	1D86KT083501	cable length 10'
D86KT085	1D86KT085501	cable length 16'



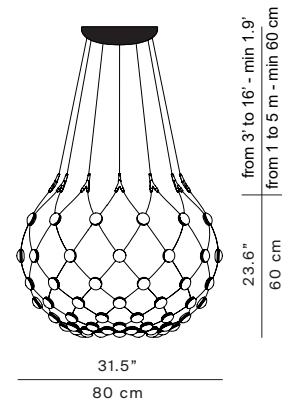
D86KT100



canopy: Ø 11.8" x 2.7"



D86KT080



canopy: Ø 11.8" x 2.7"

D86 MESH DIMMER LIST (UL version)

Note: Only for dimmable phase cut version

LUTRON

SCL-153PR-WH
DVCL-153PR-WH
DWWCL-153PH-LA
CTCL-153PDH-LA
TGCL-153PR-WH
TGCL-153PH-WH
MACL-153MH-LA MIR-600M
CT-600PR-IV
CT-600PR-WH
CT-103PR-WH
DV-600PR-BL
DV-600PR-WH
TG-600PR-LA
TG-600PR-IV
TG-600PR-WH
TG-10PR-WH
S-600PR-WH
MRF2-6ND-120-AL
MRF2-6CL-GR
DZ6HD
PD-6WCL PD-5NE-WH
SELV-300P
MSCELV-600M
MEF2-6ELV-120

LEVITON

VPI06-1LZ
TTI06-1LZ
IPL06
DZ6HD
6674
6672
TBL03
6602
6683
AWSMT-EAW

LEGRAND

RHCL453PNICCV6
WSCL450TCCCV4
LSCL453PLACCV4

CRESTON

CLW-DELVEX-P-W-