


# GLASSGLASS

design Paolo Rizzatto, 1998

**LUCE  
PLAN**

Type:	Suspension	
Light source:	LED E27 105/140W HSGSA E27 energy saver 23W FBT E27 205W HSGST E27 energy saver	EEL: A++/A+/A EEL: D EEL: A EEL: D
Product use:	Indoor	
Materials:	Glass diffuser, die-cast aluminium structure	
Colors:	Structure in alu Glass in opal, sand-blasted/trasparent, trasparente	
Description:	Modularity for versatility combines with the elegance of a unique product. The die-cast aluminium handle structure securely supports a series of diffuser glasses, blown following ancient traditions. The load bearing electrical wire is enclosed in a steel sheath.	

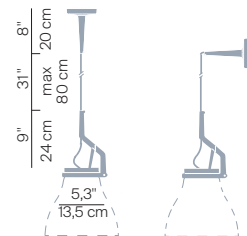
Insulation class: 

Awards: Good Design 2000, prize

Reference code:	Structure		
	D31P	1D31PH000020	alu
	Glass		
	D31 P/1	1D31P/010002	
	D31 P/2	1D31P/020002	
	D31 P/5	1D31P/050002	
	D31 P/9	1D31P/090002	
	D31G	1D31GH000020	alu
	Glass		
	D31 G/2	1D31G/020000	

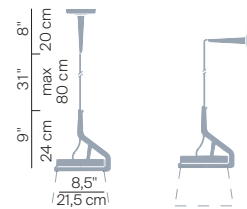


D31 P



weight 1,23 kg

D31 G



weight 1,36 kg

D31 P  
diffuser



D31 P/1  
h 27 - Ø 33 cm  
weight 1,830 kg



D31 P/2  
h 33 - Ø 39 cm  
weight 3,050 kg



D31 P/5  
h 43 - Ø 40 cm  
weight 4,010 kg



D31 P/9  
h 30,6 - Ø 22,5 cm  
weight 2,548 kg

D31 G  
diffuser



D31 G/2  
h 25 - Ø 29 cm  
weight 3,260 kg

