

Type: Wall




Light source: LED 26W ⁽¹⁾ 2700K
dimmable push/DALI

Product use: Indoor

Materials: Flexible circuit in copper

Colors: White

Description: The inner surface is composed of high-efficiency LEDs that spread the light, projecting it uniformly on the wall and into the space. The combination of the various elements of different sizes generates a grouping of luminous, independent but complementary leaves that climb up the wall, following a logic similar to that of mushrooms on trees, or ivy on a brick wall.

Insulation class:   

Reference code: Body
1D940P300002 bianco

Remote drivers
1D940/100000 for 1 body
1D940/200000 for 3 bodies
1D940/300000 for 5 bodies

⁽¹⁾ The LED lamps cannot be changed in the luminaire
Power consumption by device

