

# QUEEN TITANIA

design Alberto Meda / Paolo Rizzatto, 2005

**LUCE  
PLAN**

Type: Suspension


Light source: max 2 x 205W HSGST E27 energy saver EEL: D  
2 x 105/140W HSGSA E27 energy saver EEL: D  
2 x LED 13W E27 EEL: A

Product use: Indoor

Materials: Steel bearing structure, aluminium lamellar shell

Colors: Structure in alu  
Filters in violet, yellow, green, blue, red

Description: With its doubled size and scale, it is designed to enlighten large spaces. A pair of interchangeable filters colour the body of the fitting, without interfering with the emission of white light.

Insulation class: 

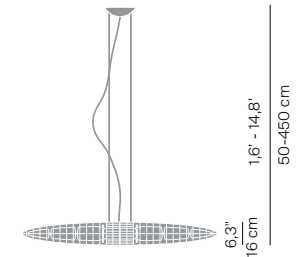
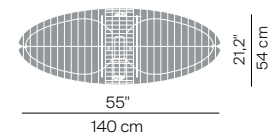
Reference code: Structure D17 Q 1D170QHAL020

Filters  
1D170Q/01024 rose  
1D170Q/01023 light blue  
1D170Q/01027 yellow  
1D170Q/01036 violet

Accessories  
D17Q/02 1D170Q/02020 alu



D17 Q

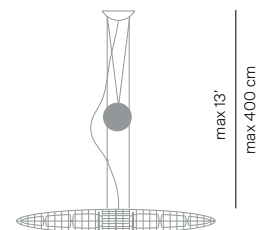


weight 3 kg  
ceiling rose ø 14 cm, h. 3cm



D17 Q/02

up and down kit



weight 2 kg