

# BULBULLIA

design Francisco Gomez Paz

**LUCE  
PLAN**

Type: Wall/Ceiling




Light source: D95A3 LED module 17W<sup>(\*)</sup> 2700K 1.053 lm dimmable phase cut  
 D95A3D LED module 16W<sup>(\*)</sup> 2700K 1.053 lm dimmable push/DALI  
 D95A5 LED module 27W<sup>(\*)</sup> 2700K 1.910 lm dimmable phase cut  
 D95A5D LED module 26W<sup>(\*)</sup> 2700K 1.910 lm dimmable push/DALI

Product use: Indoor

Materials: Aluminium and polycarbonate

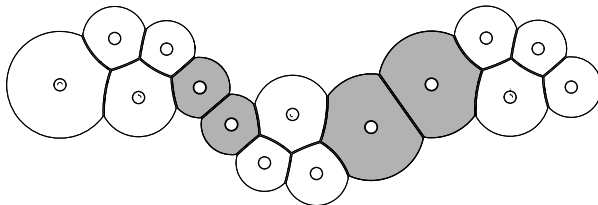
Colors: White

Description: A series of parabola of different sizes intersect to generate the characteristic geometric form of soap bubbles

Insulation class:   

Reference code: Structure  
**D95A3** 1D950A300002 bianco  
**D95A3D** 1D950A3D0002 bianco  
**D95A5** 1D950A500002 bianco  
**D95A5D** 1D950A5D0002 bianco

Connection kit only for D95A5/D95A5D  
**D95/3** 1D950/030002



## Compatible phase cut Dimmer list

Manufacturer	Model	Q'ty of parallel connection	Min. load (W)
Bush	6519U	10	40W
Busch	6513U-102	10	40W
ETMAN	321P	10	25W
CLIPSAL	32E450TM	10	10W
Schneider	SBD315RC	10	20W
CLIPSAL	32E450TM	10	10W

<sup>(\*)</sup> Power consumption by device

