


FAREL

Design Diego Sferazza

**LUCE
PLAN**

- Type: Suspension
- Lamps: LED 23W 2700K or 3000K CRI 90
internal lampshade white: 1.268 lm - dark grey 1.137 lm
dimmable push/DALI
or
LED 25W 3000K → 1800K CRI 97
dimmable phase cut / dim to warm
- Product use: Indoor / acoustic solution
- Materials: Shade: Flame retardant acoustic material and fabric.
Rings and heat sink in coated aluminium
- Colors: **Rings and heat sink:**
Matt alu, matt black and matt brass
External / Internal lampshade:
Light grey / Dark grey
Dark grey / White
Rust / Dark grey
Aquamarine / White
- Description: For the first time in the Luceplan catalogue, Farel introduces an iconic dome structure, a neutral geometric form proposed in sound-absorbing thermoformed material with outer fabric cladding.

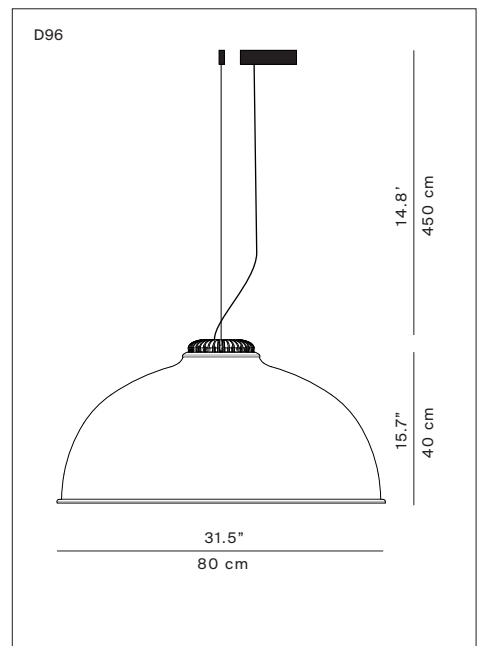
Insulation class: 

Reference code: Rings and heat sink
D96/1D1 (2700K)
1D960/1D0001 matt black
1D960/1D0020 matt alu
1D960/1D0030 matt brass


D96/1D3 (3000K)
1D960/3D0001 matt black
1D960/3D0020 matt alu
1D960/3D0030 matt brass

D96/1DW (3000K → 1800K)
1D960/1DW001 matt black
1D960/1DW020 matt alu
1D960/1DW030 matt brass


Lampshade
D96C
1D960C0000A2 light grey / dark grey
1D960C0000A3 dark grey / white
1D960C0000B2 rust / dark grey
1D960C0000E2 aquamarine / white



Lampshade



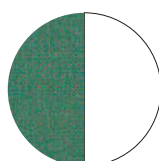
light grey
dark grey



dark grey
white



rust
dark grey



aquamarine
white

Rings and heat sink



Matt Black



Matt Brass



Matt Alu