

# GLASSGLASS

design Paolo Rizzato

**LUCE  
PLAN**

Type: Suspension

Light source: LED E27  
105/140W HSGSA E27  
23W FBT E27  
205W HSGST E27


EEL: A++/A+/A  
EEL: D  
EEL: A  
EEL: D

Product use: Indoor

Materials: Glass diffuser, die-cast aluminium structure

Colors: Structure in alu  
Glass in opal, sand-blasted/trasparent, trasparente

Description: Modularity for versatility combines with the elegance of a unique product. The die-cast aluminium handle structure securely supports a series of diffuser glasses, blown following ancient traditions. The load bearing electrical wire is enclosed in a steel sheath.

Insulation class: 

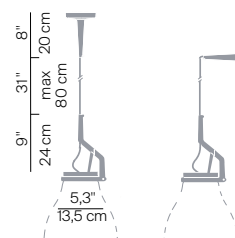
Awards: Good Design 2000, prize

Reference code: Structure

D31P	1D31PH000020	alu
Glass		
D31 P/1	1D31P/010002	
D31 P/2	1D31P/020002	
D31 P/5	1D31P/050002	
D31 P/9	1D31P/090002	
D31G		
D31G	1D31GH000020	alu
Glass		
D31 G/2	1D31G/020000	

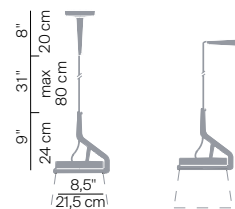


D31 P



weight 1,23 kg

D31 G



weight 1,36 kg

D31 P  
diffuser



D31 P/1  
h 27 - Ø 33 cm  
weight 1,830 kg



D31 P/2  
h 33 - Ø 39 cm  
weight 3,050 kg



D31 P/5  
h 43 - Ø 40 cm  
weight 4,010 kg



D31 P/9  
h 30,6 - Ø 22,5 cm  
weight 2,548 kg

D31 G  
diffuser



D31 G/2  
h 25 - Ø 29 cm  
weight 3,260 kg

